



CF Butterfield US Dollar Balanced OEIC

End of June 2010

Key Facts

Price \$0.8990

Fund Size \$37.3 million

IMA Sector Specialist

Fees 0-5% Initial (negotiable)
1.5% Annual
Management Fee

Launch Date 1st February 2006

Launch Price \$1.00

Bloomberg CFBUSBA LN

ISIN number GB00B0XQ3L61

Authorised Corporate Director Capita Financial Managers Ltd.

Prices Published Daily Telegraph and www.uk.butterfieldgroup.com

Benchmark Composite

The fund is managed with reference to a composite benchmark of 10% US Dollar deposits, 25% US Dollar bonds, 48.75% US equities and 16.25% international equities (full details available on request).


Fund Objective

The aim of this fund is to achieve long term growth from a balanced portfolio of global assets. Though the fund favours equity investment, the manager has the latitude to actively allocate between different asset classes to protect values and reduce volatility. The fund aims to maximise returns in USD terms.

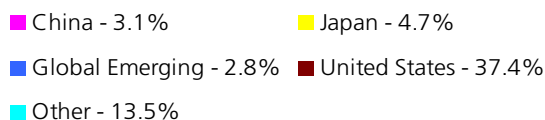
Holdings

CASH		10.0%		
BONDS		23.2%	M&G American	4.7%
EBRD 5.0% 2014	2.3%	M&G American Value	4.1%	
EIB 3.75% 2015	4.9%	Martin Currie North America	4.2%	
IBRD 3.625% 2013	1.7%	<i>China</i>		
iShares USD TIPS	4.5%	Schroder Greater China	3.1%	
KFW 4.125% 2014	4.9%	<i>Japan</i>		
Pimco Global Credit Fund	4.9%	JO Hambro Japan	1.9%	
		Polar Japan \$ Hedged	2.8%	
EQUITIES	61.5%	<i>Global Emerging Markets</i>		
<i>United States</i>		Ignis Hexam GEM	2.8%	
Allianz US Equity	2.6%	<i>Other</i>		
AXA American Growth	3.4%	Axa Framlington Health	3.0%	
Axa Framlington American	3.6%	Investec Energy	3.2%	
Findlay Park Smaller Comps	5.6%	Jupiter Financial Opps	2.5%	
Gartmore US Opportunities	2.3%	M&G Global Dividend	2.4%	
Investec American	4.9%	Schroder Global Equity Inc	2.4%	
Legg Mason US Small Comps	2.0%	ALTERNATIVES	5.3%	
		Schroder Absolute EM Debt	5.3%	

Asset Allocation



Equity Regional Split



Dealing Details

Dealing & Pricing Daily 8.30am

Dealing Cut-Off Time Previous Day 5.30pm

Dealing Telephone 0845 922 0044

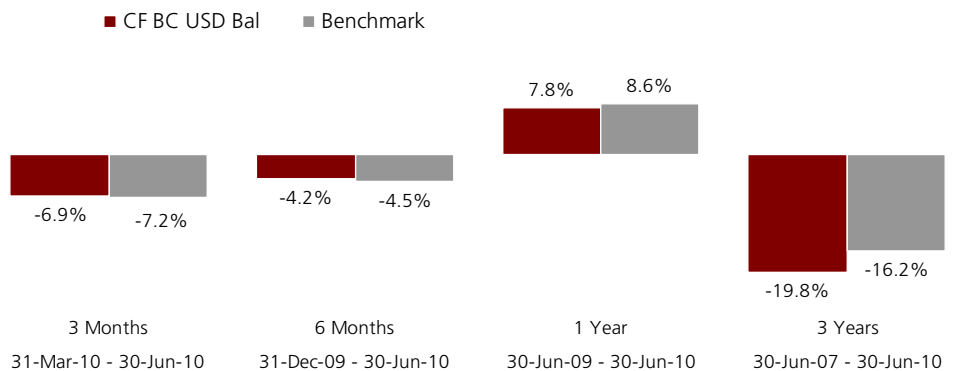
Dealing Fax 0113 224 6001

Share Class Accumulation

ISA Yes

Minimum Investment \$10,000

Comparative Performance (Net of Fees)



Fund Report

Signs that the global economic recovery may be cooling and heightened concerns over the creditworthiness of peripheral Eurozone governments caused equity markets to sell-off sharply during the second quarter. In doing so, they more than offset the progress made in the first three months of the year. Both developed and emerging market headline indices are now in negative territory for the year-to-date. The S&P 500 index declined by 11% over the quarter, meaning its return since the start of the year is -7%. The fund's price fell by 6.9% during a difficult quarter, but outperformed the return of its benchmark by 0.3%.

We have made a number of changes to the fund's asset allocation during the past three months, having entered the quarter running a mildly overweight position to equities (70%). In late April and early May we became increasingly concerned that stock markets were due a correction. Accordingly, we decided to make a material reduction in equities exposure, bringing the allocation to a shade under 60%. This was achieved by redeeming two holdings. After a good run, we eliminated our exposure to the Blackrock Gold & General fund, because whilst the gold price should be well supported going forward, we were concerned that the related equities also tend to pullback when the broader market weakens. Given the sovereign debt woes of certain Eurozone members we also decided to sell the fund's dedicated European equities position, principally to reduce the adverse impact of an exposure to the weakening Euro. These transactions meant the fund headed into the correction with almost 15% in cash. In the early stages of the quarter we made a switch within the home equity allocation and redeemed the JP Morgan US Dynamic fund in favour of Allianz US Equity. The JP Morgan fund is driven by a quantitative behavioural model and we felt this strategy was becoming vulnerable in an environment more conducive to good active stock pickers. The Allianz holding is managed by Seung Minn, who has an excellent long-term track record.

The pullback has presented entry points in two opportunities that we have been monitoring for some time. In late May we initiated a 5% position in the Schroders Emerging Market Debt fund, which seeks to generate an average annual return of 10% by investing in emerging market debt and actively managing the currency risk. The team has a 10-year track record of doing so and whilst this is a step out of 'risk-free' cash, the volatility of the position should not be as high as an equities investment. As a result, this will be held in the 'alternatives' section of the portfolio. We also invested in the Schroders Greater China fund. The Chinese market has lagged significantly in the year-to-date, primarily as a result of a tighter monetary policy, but with a very supportive fundamental backdrop we feel now is the time to initiate a dedicated China equity position. The portfolio finished the quarter mildly underweight the benchmark equities allocation of 65%.

Despite falling sovereign debt yields we have not yet reduced the fund's neutral (25%) allocation to fixed income because the exposure continues to offer diversification at times of equity market weakness. 5% of the fund's NAV remains invested in the Pimco Global Credit fund, which again generated a positive return (of 1.3%) over the period. This is particularly pleasing as investment grade credit spreads have widened a little in recent weeks in line with the downturn in sentiment.

We believe the global economy will witness a period of expansion over the next few years with relatively healthy rates of growth in the emerging nations (and possibly even the United States) being partially offset by anaemic activity in Europe. We expect such an environment to present plenty of investment opportunities, though volatility is likely to remain elevated.

Butterfield Private Bank
99 Gresham Street
London EC2V 7NG
T 020 7776 6700
F 020 7776 6749

info@uk.butterfieldgroup.com
www.butterfieldgroup.com

REGULATORY INFORMATION: CF Butterfield US Dollar Balanced fund is a sub fund of CF Butterfield Investment Funds, an ICVC registered in the UK and authorised by the FSA. Butterfield Capital (HK) Ltd. (regulated by the SFC in Hong Kong) acts as investment advisor to the funds and in turn receives investment advice and management services from Butterfield Bank (UK) Ltd. This document is for information only and does not constitute an offer to purchase, sell or subscribe to financial instruments or an offer of financial services and should not be relied upon as the basis of any investment decision. We recommend that you seek independent advice as to the suitability of the fund for your needs. The data source for this document is Butterfield Bank (UK) Ltd unless otherwise stated. This document is issued and approved by Butterfield Bank (UK) Ltd, 99 Gresham Street, London EC2V 7NG. Fund performance is shown net of fees. Past performance is not necessarily a guide to the future. The value of investments may fall as well as rise and fluctuations in currency exchange rates may affect their value and you may not get back the amount originally invested.

Butterfield Private Bank is the name used for private banking by Butterfield Bank (UK) Limited. Registered Office: 99 Gresham Street London EC2V 7NG. Registered in England No. 338594. Authorised and regulated by the Financial Services Authority. Calls are recorded for security purposes.